

Best Country to Live In 2024

Han Zhang

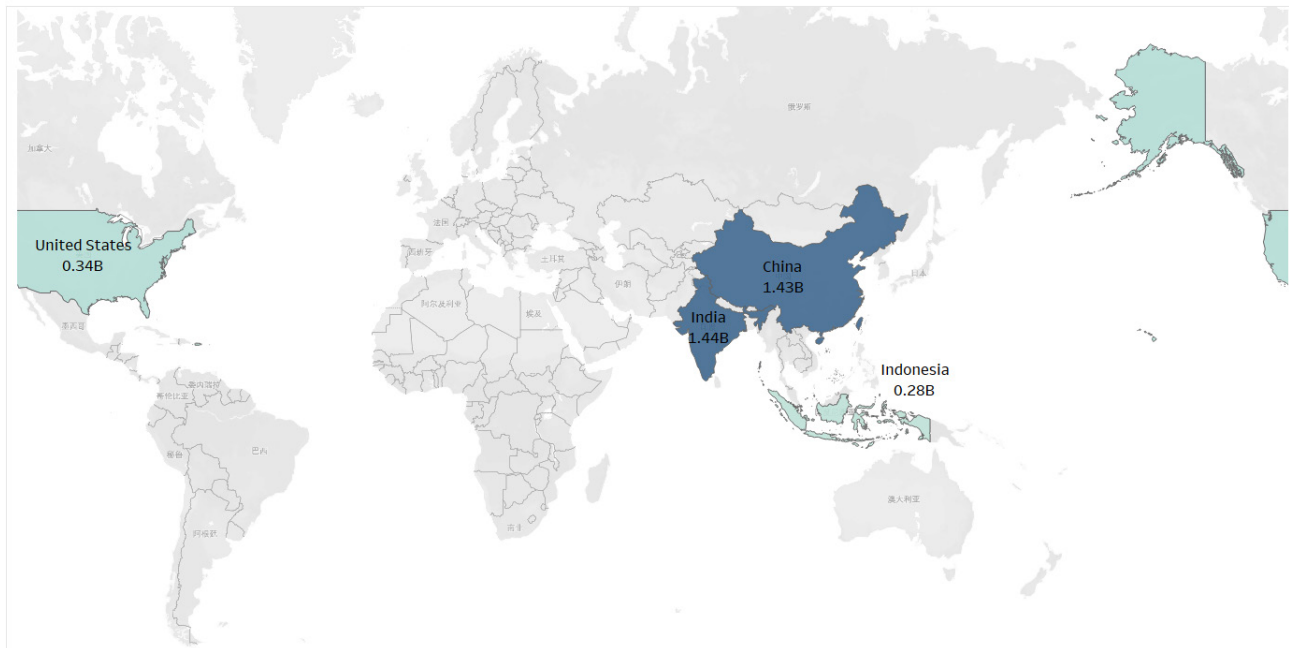
Abstract

The presentation will include a complete evaluation of the most livable nations. This inquiry considered several essential quality-of-life factors, including economic stability, healthcare quality, educational opportunities, personal safety, and environmental sustainability. The article discusses the methodology used to analyze and rank the nations, providing important information for individuals considering migrating for better living circumstances. The study aims to examine the multiple elements that determine the overall ranking and explain what this means for potential migrants.

Keywords: Country, quality of life, environmental sustainability, society, population

Which country has the highest population?

Arelatively large number of people live in India, followed by China and the UnitedStates.

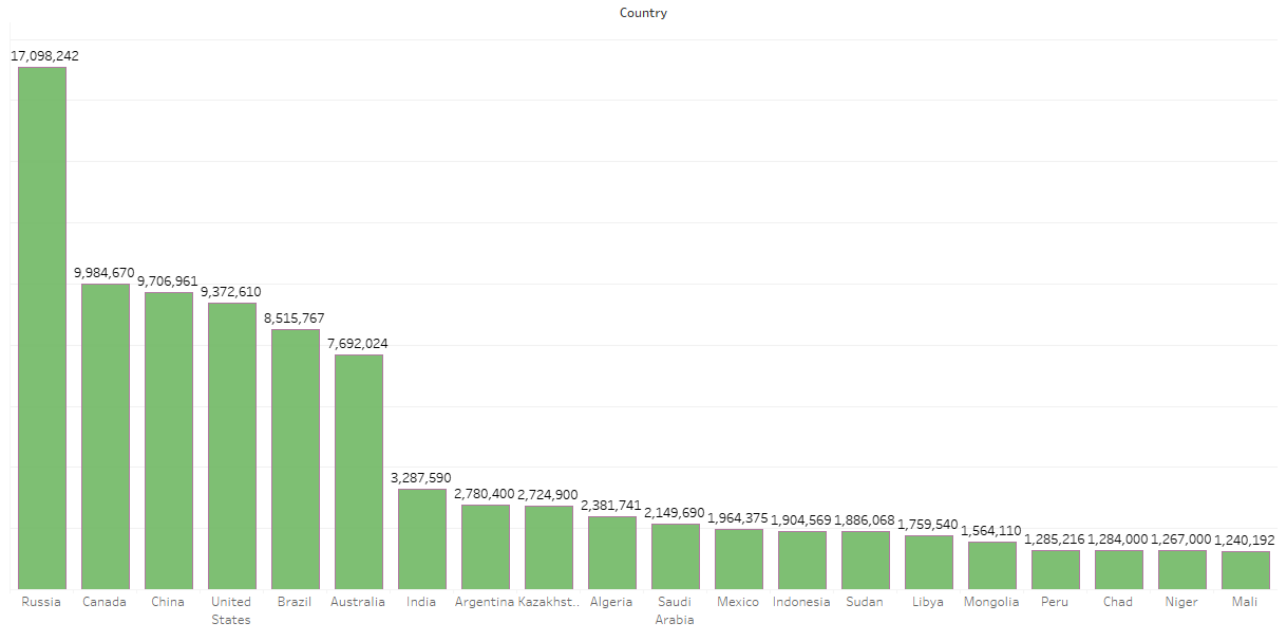


The map depicts the varied population numbers of countries throughout the world, with India having the most people (1.44 billion), followed by China (1.43 billion), the United States (340 million), and Indonesia (280 million). This graphic highlights the complicated effects of large population levels on economics, environmental issues, and geopolitical dynamics. India, the world's most populous country, has a large workforce and a huge consumer market, which might drive economic growth. However, the pressure on its resources and the needs for healthcare, education, and job creation pose persistent obstacles. China's position is particularly fascinating; its prior one-child policy and rapid economic growth have resulted in

a demographic shift toward an elderly population and a subsequent decline in the labor force, demonstrating the policy's tremendous effect on demographic patterns. The United States, with a smaller but significant population, is distinguished by its demographic variety and the influx of immigrants, which contribute to population expansion and cultural richness, both of which are viewed as accelerators for innovation. Each country's population dynamics highlight a delicate balance between growth and sustainability, requiring discussion of how policy, infrastructure, and resource management can be made to handle the specific challenges posed by these demographic realities.

Which countries have larger areas?

Basically the largest country is Russia, China and Canada.



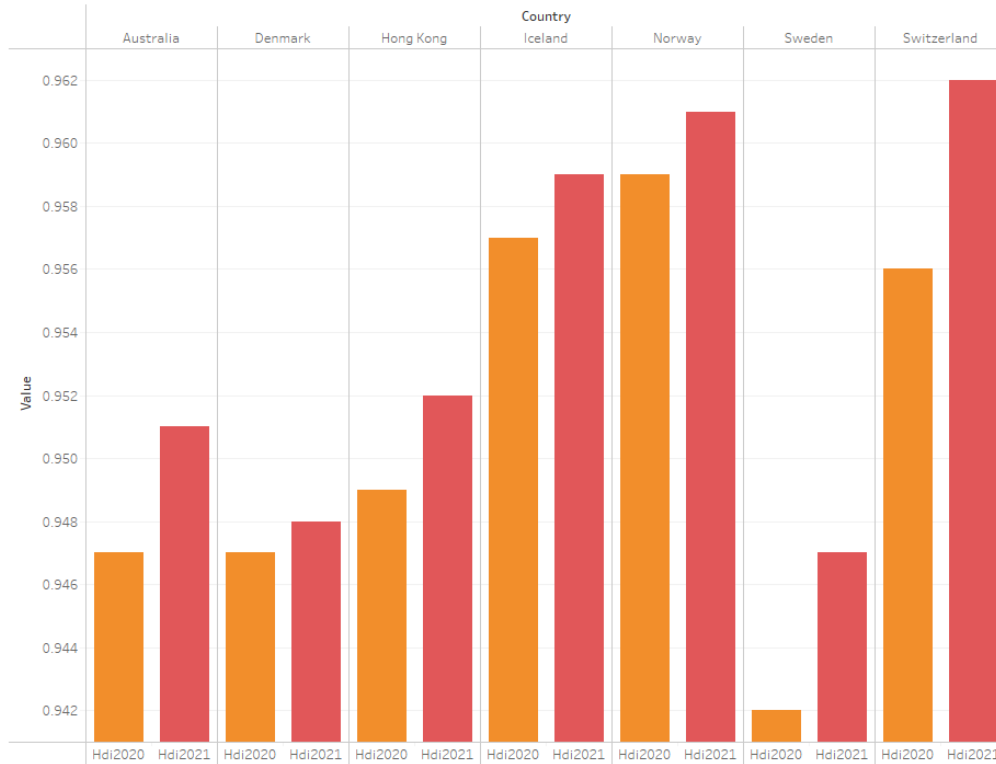
This image shows a bar graph to show the land area of several countries worldwide, with the phrase, “Which countries are larger?” It observes that Russia, China, and Canada are the largest countries in terms of area. Russia leads the way, with a land area of 17,098,242 square kilometers. Canada comes second with 9,984,670 square kilometers, while China comes third with 9,706,961 square kilometers. Other notable countries are the United States, Brazil, Australia, and India. Combined with the prior image, which focused on population, this map makes an intriguing contrast. While the first graphic emphasized the population of India, China, the United States, and Indonesia, this image focuses on the country’s real size. Russia does not rank among the most populous countries but has the largest land area.

Instead, India and China dominate both maps, suggesting they have big people and extensive land areas. Although India is the most populous country, its land area does not match the magnitude of its population, suggesting a high population density. Urban planning, resource management, and infrastructure development face unique

challenges with such a huge population within a relatively small land area. On the other hand, China’s large population and vast land area place it in a unique position to manage its resources and space more efficiently. However, population densities and urbanization levels vary greatly across China, with most people concentrated in the eastern region. The situation in Canada is very intriguing. Despite being the world’s second-biggest land area, Canada has a small population and low population density. This leaves Canada with vast areas of deserted natural area, which can be viewed as both a resource and a challenge for national connection and development. The United States, as seen on both maps, has a large land area and a large population, with a balanced distribution of urban and rural areas and densely and sparsely populated areas. The diversity of population distribution and geography is the foundation of its economic and cultural richness. In contrast, countries like Russia have huge geographical areas and relatively small populations, which may imply many natural resources but also bring challenges in connection and consistent development across the country.

Which country have higher HDI in 2021 and 2020?

(The HDI is a summary composite measure of a country's average achievements in three basic aspects of human development: health, knowledge and standard of living.)
 In 2020 and 2021, the Switzerland, Norway and iceland have higher HDI than other country.

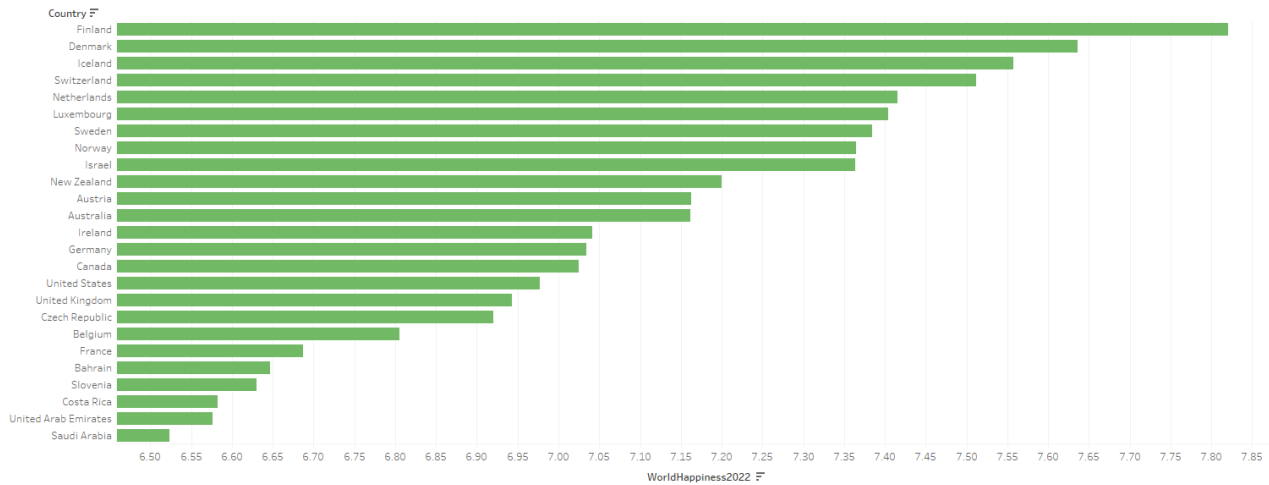


The bar chart shows the Human Development Index (HDI) rankings for nations in 2020 and 2021. The HDI is a composite indicator that assesses a country's average performance across three key dimensions of human development: health, education, and standard of living. It gives a more comprehensive knowledge of well-being than just economic indicators. Switzerland, Norway, and Iceland were distinguished in the survey, with high scores in health care, education, and living conditions. The graphic positions these nations at the top of the development scale and shows their ongoing dedication to building an environment where their populations can succeed. These countries show how social programs and infrastructure expenditures may eventually lead to high levels of human development. Switzerland's high living level, world-class healthcare, and great education demonstrate its strategic policy design, which supports individual and social advancement. Norway, a country wealthy in natural

resources, has invested in public welfare and education, demonstrating its comprehensive approach to growth and assuring prosperity for its citizens. Despite its tiny population, Iceland ranks high on the HDI because its use of natural resources, progressive laws, and dedication to equality promote a high standard of living and universal access to basic services. The graph also compares nations such as Australia, Denmark, Hong Kong, and Sweden. While these countries have significantly lower HDI scores, they excel at providing remarkable healthcare, education, and living conditions to their residents. Each nation confronts distinct problems, ranging from Australia's enormous geography hurting service delivery to Denmark's emphasis on social fairness, yet all maintain high levels of growth. The HDI rankings offer a comprehensive development picture, reflecting the complex interplay between economic success, social well-being, and a country's ability to satisfy its residents' evolving demands.

Which country has more world happiness?

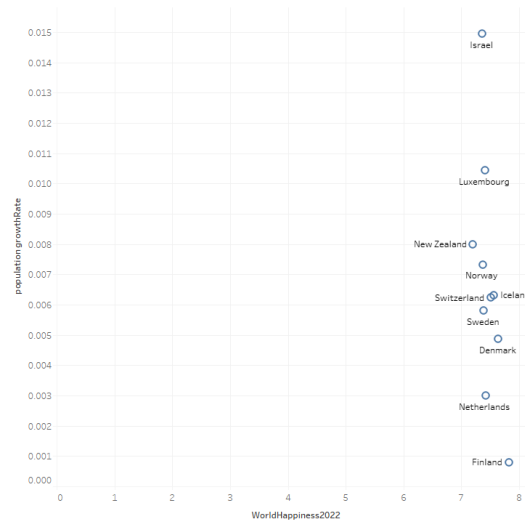
the Finland, Denmark and Iceland has more world happiness.



The bar chart compares global happiness levels across countries, with Finland, Denmark, and Iceland ranking highest. The score employed in this ranking considers characteristics that lead to well-being and contentment, including economic success and the level of social and institutional support, freedom, trust, and generosity within these cultures. The attached bar chart provides a measurable view of global happiness levels as we investigate what makes a society content. Clearly, the Nordic countries - Finland, Denmark, and Iceland - are at the forefront, indicating a link between their social programs and their citizens' well-being. These countries have long been lauded for their large welfare systems, low levels of corruption, high levels of freedom, and strong communal relationships, all of which are necessary ingredients in the recipe for happiness. Countries with greater GDPs, such as the United States and major European nations, are still generally happy but not at the same levels as the chart's leaders. This divergence stimulates thought on the complex nature of happiness and the fact that financial prosperity does not guarantee a happy populace. Instead, the sense of security that comes from social support, the freedom to make life decisions, and the presence of trust in society all play important roles in building national happiness.

Which of the world's happier countries have high population growth rates?

Israel, Luxembourg and New Zealand



This scatterplot shows the relationship between countries' happiness and population growth rates. It highlights that among the world's happiest countries, Israel, Luxembourg, and New Zealand have relatively fast population growth rates. Economists, sociologists, and policymakers are particularly interested in the relationship between a country's happiness and demographic patterns. Plotting scatter plots of countries' happiness scores against population growth rates reveals this complicated link. The research shows a delicate balance between citizens' subjective well-being and population increase. It is worth noting that Israel, Luxembourg, and New Zealand, all countries with high happiness scores, are all experiencing major population increases. This could indicate an enjoyable outlook on life, a sense of social stability, and adequate economic conditions to support more families and attract immigrants. Israel's population increase can be linked to


its strong family structure and immigration policy, whereas economically rich Luxembourg promotes natural population expansion and the absorption of new immigrants. New Zealand's appeal comes from its great quality of life, stunning landscapes, and reputation as a safe and inclusive culture.

Conversely, certain nations with high well-being indexes, like Finland and the Netherlands, have slower population growth. This could be attributed to various variables, including rising living costs, an aging population, or a preference for smaller family units. This pattern empha-

sizes the complex nature of growth dynamics, implying that well-being is influenced by various social, economic, and cultural factors rather than population increase. High rates of population increase in countries with high levels of well-being may result in more economic dynamism and cultural vibrancy. Still, they also pose obstacles to maintaining a high quality of life. In contrast, countries with constant or declining populations must find strategies to preserve economic vibrancy and social services in the face of a potentially decreasing workforce.

Which countries have high population density per mile?

Singapore, Bahrain and Malta.



This graph depicts the population density of countries, with Singapore, Bahrain, and Malta having much higher densities. Population density is a key indication of a country's population concentration, with significant implications for urban planning, resource management, and quality of life. Singapore has a population density of 21,834 people per square mile, indicating a highly urbanized environment. The city-state has carefully developed its image as an economic and financial center. Despite its restricted size, Singapore has one of the world's most efficient public transportation networks, creative urban solutions, and high living standards. Singapore's high population forces an upward rather than outward expansion of its urban landscape, dominated by skyscrapers and

high-rise living spaces. However, increased density creates new issues, such as the need for ongoing innovation in sustainable urban living and green space management. Bahrain, an island nation with a population density of 4,945 people per square mile, must balance its growing economy with long-term development. Bahrain's population density has resulted in a lively and dynamic urban culture, yet the government was continuously pressured to address infrastructural and housing issues. With 4,344 people per square mile, Malta exemplifies how historical and cultural values may be preserved despite high population density. The Maltese Islands exemplify how to strike a balance between urban growth and historical preservation. Population density has given the islands a distinct

cultural vibrancy but has also resulted in severe issues like overpopulation and limited natural resources. These nations show how high population densities may drive urban design and management innovation. They emphasize the significance of strategic planning in capitalizing on the benefits of high population density, such as economic vibrancy and cultural richness, while reducing the drawbacks, which include environmental deterioration and the possibility of overloaded public services. Understanding how Singapore, Bahrain, and Malta manage population densities can help to create sustainable and liveable urban settings in the face of growing global urbanization.

In short, searching for the perfect place to live is very personal and driven by a careful balance of personal tastes, priorities, and quality of life considerations. When examining the finest nations to live in, the facts show that economic stability, a strong healthcare system, quality education, personal safety, environmental sustainability, and the harmonization of economic prospects are all critical. Individual tastes differ greatly; some may favor Singapore's bustling and dynamic metropolis, while others may emphasize the vast and natural beauty of nations such as Canada. The changing global climate complicates this decision, as environmental sustainability becomes increasingly important in assessing liveability. Healthcare and

education are critical; nations that succeed in these areas, such as Switzerland and Norway, report greater national contentment. Safety and security are equally vital, with a major impact on a country's happiness score. Finally, economic opportunity remains a potent magnet, attracting individuals to areas where they may prosper professionally and emotionally. In our linked and changing world, the ideal location to live is not a one-size-fits-all environment but one that fulfills an individual's specific requirements and aspirations, where personal goals are matched with the needs of society.

Citation:

Best country to live in 2024. (2024, January 4). Kaggle. <https://www.kaggle.com/datasets/rafsunahmad/best-country-to-live-in-2024/data>

United Nations. (n.d.). *Country insights*. Human Development Reports. <https://hdr.undp.org/data-center/country-insights#/ranks>
Statista. (2024, January 4). *Countries with the highest Human Development Index value 2021*. <https://www.statista.com/statistics/264630/countries-with-the-highest-human-development-index-ranking/#:~:text=Switzerland%20had%20the%20highest%20level,human%20development%20in%20that%20year>.